

Spring - All positions

HIGH PRESSURE



Excluded from 97/23/EC Directive (article 3, §3) - F316 body, ball & seat - PS: 400 bar - TS: -20°C/+180°C.

ISO 9001 3.1
10 €/DN

388 - 2 piece body **389 - 2 piece body**

Ø	1/4"	3/8"	1/2"	3/4"	1"
388 code	388002	388003	388004	388005	388006
389 code	389002	389003	389004	389005	389006

Excluded from 97/23/EC Directive (article 3, §3) - Stainless steel body - F304 disc - FKM seat - PS: 16 bar - TS: -10°C/+150°C.

ISO 9001

327 - Full stainless steel F304 **326 - Full stainless steel F316**



Ø	1/4"	3/8"	1/2"	3/4"	1"	1 1/4"	1 1/2"	2"	2 1/2"	3"	4"
face to face	66	66	66	72	83	105	115	125	145	162,5	189,5
327 code	327002	327003	327004	327005	327006	327007	327008	327009	327010	327011	327012
326 code	326002	326003	326004	326005	326006	326007	326008	326009	326010	326011	326012

97/23/EC Directive N°0035 - Risk category III / module H - CF8M body - F316 disc - Metal-metal tightness - PTFE body seats - PS: 63 bar - TS: -20°C/+200°C.

CE 0035 ISO 9001 3.1 10 €/DN 3 €/pc

380 - 3 piece body **381 - 3 piece body** **384 - 3 piece body** **382 - 3 piece body**



Ø	1/4"	3/8"	1/2"	3/4"	1"	1 1/4"	1 1/2"	2"	2 1/2"	3"	4"
380 code	380002	380003	380004	380005	380006	380007	380008	380009	380010	380011	380012
384 code	384002	384003	384004	384005	384006	384007	384008	384009	-	-	-
381 code	381008	381010	381015	381020	381025	381032	381040	381050	381065	381080	381100
382 code	382008	382010	382015	382020	382025	382032	382040	382050	382065	382080	382100




383 - Foot valve - With F316 strainer basket

Ø	3/8"	1/2"	3/4"	1"	1 1/4"	1 1/2"	2"	2 1/2"	3"	4"
code	383003	383004	383005	383006	383007	383008	383009	383010	383011	383012

Wafer spring - All positions

97/23/EC Directive N°0035 - Risk category III / module H - CF8M body - F316 disc - Metal-metal tightness - PS: 40 bar - TS: -20°C/+200°C.

CE 0035 ISO 9001 3.1 10 €/DN 3 €/pc




386 - Stainless steel - Between flanges PN10/16/25/40 & ANSI 150

DN	15	20	25	32	40	50	65	80	100
face to face	16,5	20	22	28	32	40	46	50	60
code	386015	386020	386025	386032	386040	386050	386065	386080	386100

97/23/EC Directive N°0036 - Risk category II / module A1 - F316 body & disc - Metal-metal tightness - PS: 40 bar - TS: -10°C/+300°C.

CE 0036 ISO 9001 3.1 10 €/DN

387 - Stainless steel - Between flanges PN40



DN	15	20	25	32	40	50	65	80	100
face to face	16,5	20	22	28	32	40	46	50	60
code	387015	387020	387025	387032	387040	387050	387065	387080	387100

97/23/EC Directive - Risk category I / module A - CW617N body - F316 disc - Metal-metal tightness - PS: 16 bar - TS: -10°C/+250°C.

CE ISO 9001

385 - Brass - Between flanges PN10/16/25/40



DN	32	40	50
face to face	28	35	40
code	385032	385040	385050

Vertical lift

97/23/EC Directive N°0497 - Risk category III / module H - B62 Bronze body - CW614N Brass union cap - F316L seat - PS: 25 bar - TS: -10°C/+180°C.

CE ISO 9001
0497

350 - Bronze - Metal-metal tightness 354 - Bronze - PTFE tightness



Ø	1/4"	3/8"	1/2"	3/4"	1"	1"1/4"	1"1/2"	2"
350 code	350002	350003	350004	350005	350006	350007	350008	350009
354 code	354002	354003	354004	354005	354006	354007	354008	354009

Swing

97/23/EC Directive - Risk category III / module H - CF8M body & plate - Metal-metal tightness - PS: 16 bar - TS: -20°C/+200°C - Not suitable for pulsatory pace - Max. speed 3m/sec.

CE ISO 9001 3.1
0035 10 €/DN

320 - Stainless steel



Ø	1/4"	3/8"	1/2"	3/4"	1"	1"1/4"	1"1/2"	2"
code	320002	320003	320004	320005	320006	320007	320008	320009

Excluded from 97/23/EC Directive (article 1, §3.2) - GG25 body & plate - Flanged RF PN16 - DIN 3202 F6 - PS: 16 bar - Not suitable for pulsatory pace - Max. speed 3m/sec.

ISO 9001 3.1
10 €/DN

360 - Cast iron - Metal seat TS: -10°C/+120°C.

362 - Cast iron - EPDM seat TS: -10°C/+80°C.



DN	40	50	65	80	100	125	150	200
face to face	180	200	240	260	300	350	400	500
360 code	360040	360050	360065	360080	360100	360125	360150	360200
362 code	362040	362050	362065	362080	362100	362125	362150	362200

Wafer swing - Single plate

Excluded from 97/23/EC Directive (article 1, §3.2) - Between flanges PN16 - PS: 16 bar up to DN200, 10 bar above - Not suitable for pulsatory pace - Max. speed 3m/sec.

ISO 9001 3.1
10 €/DN

364 - Carbon steel - EPDM gasket TS: -10°C/+110°C.

351 - Carbon steel - NBR gasket TS: -10°C/+80°C.



DN	40	50	65	80	100	125	150	200	250	300	350	400	450	500	600
face to face	14	14	14	14	18	18	20	22	26	28	36	41	50	56	56
364 code	364040	364050	364065	364080	364100	364125	364150	364200	364250	364300	364350	364400	364450	364500	364600
351 code	351040	351050	351065	351080	351100	351125	351150	351200	351250	351300	-	-	-	-	-


365 - Stainless steel CF8M - FKM gasket TS: -10°C/+180°C.



DN	40	50	65	80	100	125	150	200	250	300	350	400	450	500	600
face to face	14	14	14	14	18	18	20	22	26	28	36	41	50	56	56
code	365040	365050	365065	365080	365100	365125	365150	365200	365250	365300	365350	365400	365450	365500	365600

Wafer swing - Dual plate

97/23/EC Directive N°0035 - Risk category III / module H - Lloyd's Register Type Approval for marine applications - Between flanges PN10/16 - GG25 body - PS: 16 bar up to DN300, 10 bar above -
 ⚠️ **Not suitable for pulsatory pace.**



370 - NBR gasket - GGG40 plates

TS: -10°C/+90°C.

371 - EPDM gasket - CF8M plates

TS: -10°C/+110°C.



DN	40	50	65	80	100	125	150	200	250	300	350	400	450	500	600
Face to face	43	54	54	57	64	70	76	95	108	143	184	191	203	213	222
370 code	370040	370050	370065	370080	370100	370125	370150	370200	370250	370300	370350	370400	370450	370500	370600
371 code	-	371050	371065	371080	371100	371125	371150	371200	371250	371300	-	-	-	-	-



97/23/EC Directive N°0035 - Risk category III / module H - Lloyd's Register Type Approval for marine applications - Between flanges PN10/16 - GG25 body - PS: 16 bar -
 ⚠️ **Not suitable for pulsatory pace.**



375 - EPDM gasket - CF8M plates

TS: -10°C/+110°C.



DN	50	65	80	100	125	150	200	250	300
Face to face	54	54	57	64	70	76	95	108	143
code	375050	375065	375080	375100	375125	375150	375200	375250	375300

97/23/EC Directive N°0035 - Risk category III / module H - Lloyd's Register Type Approval for marine applications - Between flanges PN10/16 - GGG40 body - PS: 16 bar - ⚠️ **Not suitable for pulsatory pace.**



379 - NBR gasket - Aluminium bronze plates

TS: -10°C/+90°C.



DN	50	65	80	100	125	150	200	250	300
Face to face	54	54	57	64	70	76	95	108	143
code	379050	379065	379080	379100	379125	379150	379200	379250	379300

97/23/EC Directive N°0035 - Risk category III / module H - Between flanges PN25 up to DN200, PN10/16 above - CF8M body - PS: 16 bar up to DN300, 10 bar above - ⚠️ **Not suitable for pulsatory pace.**



372 - FKM gasket - CF8M plates

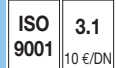
TS: -10°C/+200°C.



DN	50	65	80	100	125	150	200	250	300	350	400	450	500	600
Face to face	54	54	57	64	70	76	95	108	143	184	191	203	213	222
code	372050	372065	372080	372100	372125	372150	372200	372250	372300	372350	372400	372450	372500	372600

Spring - Cast iron

Excluded from 97/23/EC Directive (article 3, §3) - GG25 body - Epoxy coated - EPDM gasket - All positions - PS: 16 bar.



369 - Flanged PN16

F304 throttle - TS: -10°C/+110°C.



DN	50	65	80	100	125	150	200	250	300
Face to face	100	120	135	165	200	231	288	354	395
code	369050	369065	369080	369100	369125	369150	369200	369250	369300

366 - Flanged PN16 - For drinking water

GGG40 throttle - TS: -10°C/+120°C.



DN	50	65	80	100	125	150	200	250	300
Face to face	100	120	140	165	195	230	290	355	400
code	366050	366065	366080	366100	366125	366150	366200	366250	366300



Ball

Excluded from 97/23/CE Directive (article 1, §3.2) - For water treatment and water distribution networks - Epoxy coated - PS: 10 bar.

ISO 9001 3.1
10 €/DN

Threaded

331 - Ductile iron GGG40 body

NBR ball up to 1"1/2, NBR coated aluminium ball above - TS: -10°C/+80°C.



Ø	1"	1"1/4	1"1/2	2"	2"1/2	3"
face to face	141	141	150	175	214	248
code	331006	331007	331008	331009	331010	331011

335 - Cast iron GG25 body

NBR coated aluminium ball - According to EN 12050-4 for lifting stations - TS: -10°C/+70°C.



Ø	1"	1"1/4	1"1/2	2"	2"1/2	3"
face to face	141	141	150	175	214	248
code	335006	335007	335008	335009	335010	335011

Flanged RF PN10 - DIN 3202 F6

332 - Ductile iron GGG40 body

NBR ball for DN40, NBR coated aluminium ball up to DN80, NBR coated steel ball above - TS: -10°C/+80°C.



DN	40	50	65	80	100	125	150	200	250	300
face to face	178	200	240	260	300	350	400	500	600	700
code	332040	332050	332065	332080	332100	332125	332150	332200	332250	332300

336 - Cast iron GG25 body (DN65 to DN100) - Ductile iron GGG40 body (others)

NBR coated aluminium ball up to DN200, NBR coated ductile iron ball above -

According to EN 12050-4 for lifting stations - TS: -10°C/+70°C.



DN	40	50	65	80	100	125	150	200	250	300	350	400
face to face	180	200	240	260	300	350	400	500	600	700	800	900
code	336040	336050	336065	336080	336100	336125	336150	336200	336250	336300	336350	336400

Foot valves

Excluded from 97/23/CE Directive (article 1, §3.2) - GG25 body - Epoxy coated - Carbon steel strainer - All positions.

ISO 9001

368 - Flanged PN16 - Check valve 369 with strainer basket

TS: -10°C/+110°C.



DN	50	65	80	100	125	150	200	250
code	368050	368065	368080	368100	368125	368150	368200	368250

363 - Flanged PN16 - Check valve 366 with strainer basket

TS: -10°C/+120°C.



DN	50	65	80	100	125	150	200	250	300
code	363050	363065	363080	363100	363125	363150	363200	363250	363300

Strainer baskets

367 - Flanged PN10/16 - Galvanized carbon steel

TS: -20°C/+200°C - Mesh 6 mm.



376 - Flanged PN10/16 - Stainless steel F304

TS: -20°C/+200°C - Mesh 6 mm.



DN	50	65	80	100	125	150	200	250	300
367 code	367050	367065	367080	367100	367125	367150	367200	367250	367300
376 code	376050	376065	376080	376100	376125	376150	376200	376250	376300